



R&D presentation for investors

Updated on 18 July 2018

Disclaimer

This presentation contains forward-looking statements which involve risks and uncertainty factors. These statements are not based on historical facts but relate to the Company's future activities and performance. They include statements about future strategies and anticipated benefits of these strategies.

These statements are subject to risks and uncertainties. Actual results may differ substantially from those stated in any forward-looking statement. This is due to a number of factors, including the possibility that Orion may decide not to implement these strategies and the possibility that the anticipated benefits of implemented strategies are not achieved. Orion assumes no obligation to update or revise any information included in this presentation.

Focus areas of Orion's R&D

Proprietary Products



- CNS
- Oncology
- Respiratory (Easyhaler® product family)

Animal Health



Orion utilises the R&D of proprietary products to develop new medicines for animals.

Fermion



- APIs to Orion's proprietary products
- Generic APIs
- Contract development for pharmaceutical companies

Together we can achieve more in R&D

Research

Early development

Late stage development

Target identification and validation

8–24 mo.

Hit to Lead generation

12–24 mo.

Lead optimisation

18–36 mo.

Candidate selection, preclinical development
12–24 mo.

Phase I

12–14 mo.

Phase II

12–36 mo.

Phase III

18–48 mo.

Collaboration with partners

Collaboration with partners



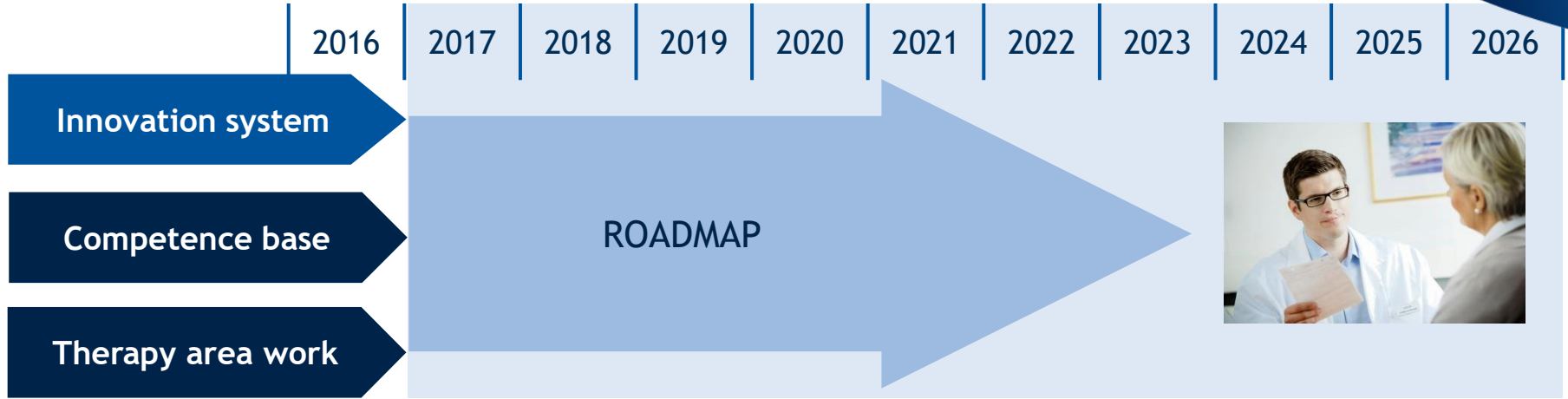
AsahiKASEI



Several academic and other collaborations both in early and late phase of development



Building the R&D future success



- ODM-207 ODM-109
- ODM-203 ODM-104
- ODM-208 tiotropium
- Darolutamide

Bringing treatments to patients addressing unmet needs also in the future require capability to discover and develop less validated targets, new treatment concepts and increasing collaboration with academic partners






Clinical development pipeline

Orion's key pharmaceutical development projects

Project	Indication	Phase			Registration
Easyhaler® salmeterol-fluticasone	Asthma, COPD	Bioequivalence study			Registration
Easyhaler® tiotropium	COPD	Bioequivalence study			
Darolutamide (ODM-201) ¹⁾	Prostate cancer (nmCRPC)	I	II	III	
Darolutamide (ODM-201) ¹⁾	Prostate cancer (mHSPC)	I	II	III	
ODM-109 (oral levosimendan)	ALS	I	II	III	
ODM-104 (more effective COMT inhibitor)	Parkinson's disease	I	II		
ODM-203 (FGFR+VEGFR inhibitor)	Solid tumours	I	II		
ODM-207 (BET protein inhibitor)	Cancer	I			
ODM-208 (CYP11A1 inhibitor)	Prostate cancer (CRPC)	I			

¹⁾ In collaboration with Bayer

More information on R&D projects:
<https://www.orion.fi/en/rd/orion-rd/pipeline/>

	= Completed
	= Ongoing
	= Status changed

Vision for the future



Orion: a company with the brain power and muscle of Big Pharma but with the agility of small biotech



Making Orion capable of delivering novel proprietary small molecule therapeutics and biologics



Through internal work and partnering activities build and maintain a balanced pipeline that can deliver clinically meaningful differentiation/patient benefit long-term



Increase Orion's visibility within the academic community and being capable of recruiting and retaining "the best and the brightest"



Being a preferred partner for Big Pharma, Biotech and Academia



Being a significant contributor to the global scientific community



Darolutamide (ODM-201)

A novel second generation androgen receptor (AR) inhibitor
for the treatment of prostate cancer
In collaboration with Bayer

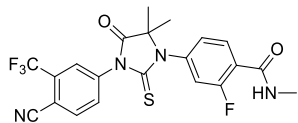
Darolutamide: An androgen receptor targeted therapy for prostate cancer



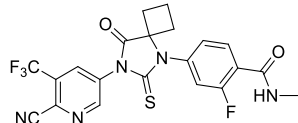
Darolutamide (ODM-201) is an androgen receptor antagonist that has

- Binds to the androgen receptor with high affinity
- Prevents efficiently androgen receptor signaling
- Low blood-brain barrier (BBB) penetration, potentially resulting in less side-effects in central nervous system

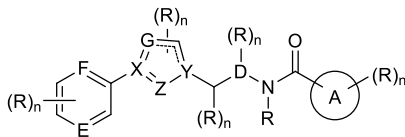
Darolutamide (ODM-201) has a unique profile



Enzalutamide



ARN-509



Darolutamide general structure

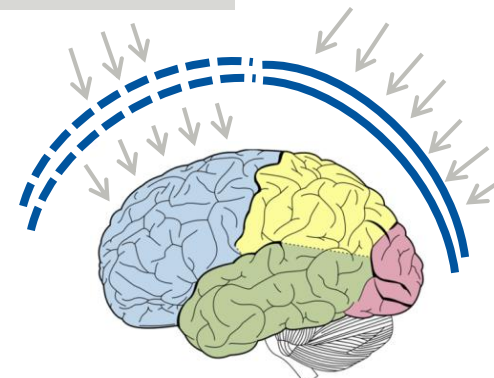
Compound	AR affinity Ki (nM)	Antagonism IC50 (nM)				Proliferation VCaP IC50 (nM)
		WT AR	AR (F876L)	AR (T877A)	AR (W741L)	
Bicalutamide	12	150	218	957	Agonist	
Enzalutamide	86	155	Agonist	296	>10000	400
ARN-509	68	168	Agonist	1130	>10000	300
Darolutamide	9	65	66	1782	1500	500

- Darolutamide blocks the function of androgen receptor in both biochemical and cell assays with equal or better potency compared to enzalutamide and ARN-509
- Low likelihood for brain entry demonstrated in preclinical models

Enzalutamide 19%*

ARN-509 29%*

Darolutamide 3% **



*Refs. Clegg et al, 2012; Forster et al, 2011
 ** Rat autoradiography (QWBA confirms brain/plasma ratio of 14C-ODM-201 related radioactivity was 0.04-0.06, indicating negligible penetration to the brain)

Two studies in phase III proceeding



- Patients with **non-metastatic, castration-resistant prostate cancer** at high risk for developing metastatic disease
- Endpoints:
 - Primary: Darolutamide over placebo in metastasis-free survival
 - Secondary: Overall survival, time to first symptomatic skeletal event, time to first initiation of cytotoxic chemotherapy, time to pain progression, and to characterize the safety and tolerability of darolutamide
- Recruitment finalized, the study proceeding as planned with estimated completion in September 2018.
- ClinicalTrials.gov identifier: NCT02200614



- Patients with **metastatic, hormone-sensitive prostate cancer**
- Treatment: Darolutamide with androgen deprivation therapy (hormonal therapy) and six cycles of docetaxel (chemotherapy)
- Endpoints:
 - Primary: Darolutamide over placebo in overall survival
 - Secondary: Time to castration resistance, time to antineoplastic therapy, time to first symptomatic skeletal event, time to initiation of opioids, time to pain progression, and to characterize the safety and tolerability of darolutamide
- Recruitment is finalized, estimated completion of the study in 2022.
- ClinicalTrials.gov identifier: NCT02799602

Darolutamide clinical studies

Study	Phase	Populations	N	Daily Dose (mg)	Status	ClinicalTrials.gov identifier
ARADES	I/II	mCRPC* • Chemo/CYP17 naïve • Post chemo/ CYP17 naïve • Post CYP17	134	200-1800	Completed	NCT01317641
ARADES ext	II	mCRPC* • Chemo/CYP17 naïve • Post chemo/ CYP17 naïve • Post CYP17	76	200-1800	Completed	NCT01317641
ARAFOR	I	Chemo-naïve mCRPC*	30	1200	Ongoing	NCT01784757
ARIADME	I	Healthy subjects	12	300	Completed	NCT02418650
ARAMIS	III	nmCRPC**	1500	1200	Ongoing	NCT02200614
ARASENS	III	mHSPC***	1300	1200	Ongoing	NCT02799602

* metastatic Castration Resistant Prostate Cancer

** non-metastatic Castration Resistant Prostate Cancer

*** metastatic Hormone Sensitive Prostate Cancer

Darolutamide (ODM-201): Partnership with Bayer

- Financial terms

- Orion and Bayer will jointly develop darolutamide, with Bayer contributing a major share of the costs of future development.
- Bayer will commercialize darolutamide globally and Orion has the option to co-promote darolutamide in Europe.
- Orion is eligible to receive milestone payments from Bayer upon achievement of certain development, tech transfer and commercialization milestones.
- Orion will receive substantial royalties on future sales.
- Orion will be responsible for manufacturing of the product.




ODM-109

Best symptomatic treatment for Amyotrophic Lateral Sclerosis (ALS)

ODM-109: Oral levosimendan for ALS

- First patients recruited in July for the Phase III clinical trial (REFALS).
- By enhancing respiratory muscle function in ALS patients, orally administered levosimendan can help maintain breathing capacity and benefit overall functioning of ALS patients.
- Orion is investing approximately EUR 60 million over three years in the trial.
- The aim is to apply for marketing authorisation in the US and Europe.
- Levosimendan has been granted an Orphan Drug Designation in the US and in the EU.
- It is a molecule originally developed by Orion for the treatment of acute decompensated heart failure. Simdax has been in the market for this indication since 2000.

ODM-109: REFALS phase III trial



Costs of the trial:
~ EUR 60 million
approximately over three years

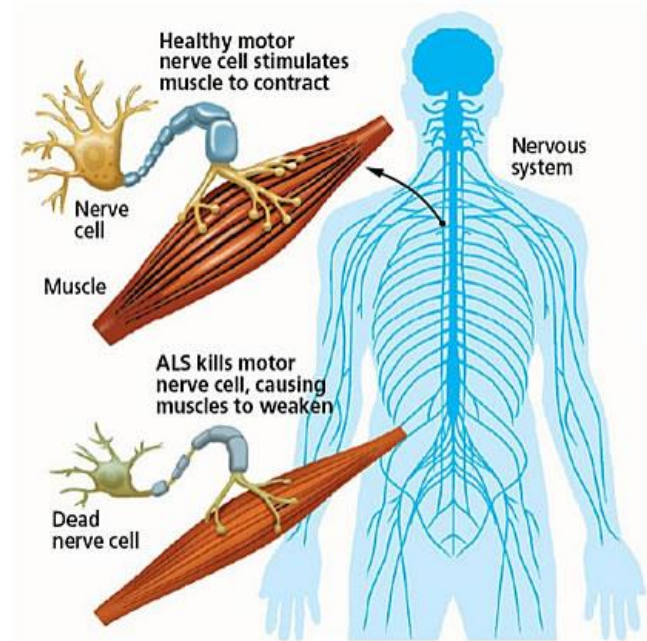
= **SVC% (slow vital capacity)** - measure of breathing capacity compared to normal subjects

= **ALSFRS-R (ALS functional rating scale)** - overall assessment of ALS symptoms

More information about the study: www.clinicaltrials.gov, Identifier: NCT03505021

ODM-109: Oral levosimendan for ALS

- **ALS (Amyotrophic lateral sclerosis)** is a fast progressing and fatal neurodegenerative disease:
 - Leads to diaphragm and skeletal muscle weakness and eventually paralysis and death typically due to respiratory failure.
 - No symptomatic treatments for muscle function available.
- **Levosimendan** is developed for symptomatic treatment for muscle weakness, the main symptom of ALS:
 - Levosimendan has shown positive effect on diaphragm muscle function in experimental studies in animals and in humans.
 - Positive signal from a small phase II study in ALS patients.



Picture from: ALS Foundation for life
<http://www.alsfoundation.org/learn/>

ALS (Amyotrophic lateral sclerosis) as a rare disease

1-2/
100,000

Incidence

~16,800

Patients
in the US in 2017

~12,500

Patients
in Europe

~450-500

Patients
in Finland

Promising findings from LEVALS phase II study completed in 2016

- The cross-over part of Phase II clinical trial with orally administered levosimendan (ODM-109) for treatment of patients
- The first phase II study aimed to demonstrate beneficial effects of levosimendan on respiratory function of ALS patients.
- Double-blind, cross-over design with 3 treatment periods.
- Cross-over part of the study followed by an open-label part for 6 months
 - an opportunity to study long term effects.
- Although the trial did not achieve its primary objective, the findings were, however, promising.

Data supporting development of ODM-109 for ALS

Levosimendan enhances force generation of diaphragm muscle fibers obtained from a rat model of heart failure and from COPD and non-COPD patients (ex vivo experiments).

Levosimendan improves human diaphragm function in healthy subjects *in vivo*.

Levosimendan show a positive effect on skeletal muscle function (endurance) in Myasthenia Gravis rat model functionally mimicking ALS.

By increasing skeletal muscle force and endurance, levosimendan has potential to improve respiratory function, muscle fatigue and QoL* in ALS patients.

*QoL = Quality of Life



ODM-104

New COMT-Inhibitor for Parkinson's Disease

New COMT-inhibitor ODM-104 for Parkinson's disease treatment

ODM-104 (more effective COMT inhibitor)

Parkinson's disease

I

II

- In phase I, ODM-104 has been well tolerated and superior to entacapone by improving COMT inhibition and levodopa pharmacokinetics in man.
- Optimized carbidopa component further improves ODM-104 effect with double action on levodopa PK - levodopa exposure (AUC*) increased over 30% when compared to entacapone.
- Phase II: ODM-104/optimized carbidopa/long-acting levodopa compared with Stalevo® (levodopa/carbidopa/entacapone combination) in PD patients with end-of-dose wearing-off symptoms.
- The Phase II trial was completed in Q2/2018. The primary endpoint of the Phase II trial reached. Orion is analyzing the results and looking for a possible partner.

ClinicalTrials.gov identifier: NCT02764125

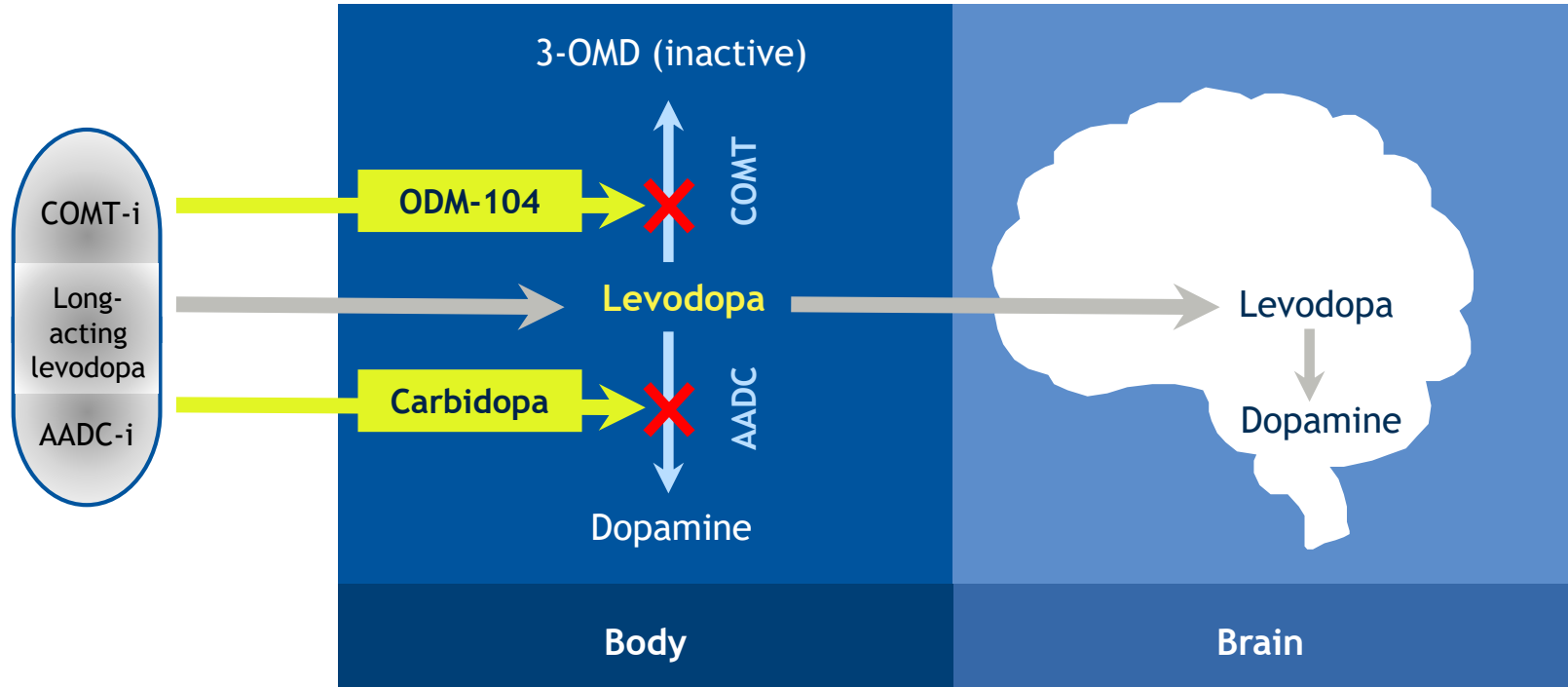
* Area Under the Curve

Treatment of Parkinson's disease with levodopa

- Levodopa is the most effective medicine for treating Parkinson's disease (PD).
- As PD progresses, most people will eventually require the use of levodopa (85% of PD patients receive levodopa).
- However, like all medicines, levodopa is not perfect - short acting levodopa can lead to motor complications.
- Longer acting levodopa with more stable plasma concentrations is an unmet need for PD treatment.



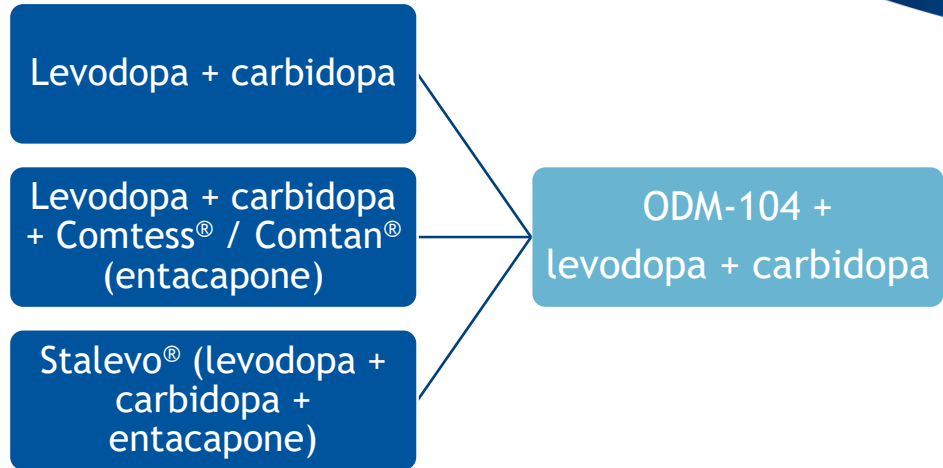
Levodopa elimination can be reduced and treatment effect improved by inhibiting breakdown enzymes AADC and COMT



AADC = Aromatic amino acid decarboxylase COMT = Catechol-O-methyltransferase 3-OMD = 3-O-Methyldopa

Target indication

- The target indication of ODM-104 is Parkinson's disease with end-of-dose motor fluctuations - the same as the currently approved indications of Comtess[®]/Comtan[®] and Stalevo[®].
- Patients on levodopa/AADC inhibitor treatment with or without entacapone can be directly switched to the new combination product (ODM-104/optimized carbidopa/long-acting levodopa).





ODM-203

A unique and selective dual FGFR+VEGFR inhibitor for FGFR-dependent tumors

Angiogenic indications with altered FGFR* signalling

Tumor type	Genomic alterations of FGFRs and FGFs
Breast (luminal)	~35% (FGFR1 amp, FGFR2 amp, FGFR4 amp, FGFs)
NSCLC-SCC	~20% (FGFR1 amp, FGFR2 amp)
Bladder (invasive)	~15% (FGFR3 fusions, FGFR1 amp, FGFs)
Prostate	~14% (FGFR1 amp, FGFR2&3 fusions)
Colorectal	~10% (FGFR1 amp, FGFR3 mut)
Endometrial	~10% (FGFR2 mut)
Gastric	~7% (FGFR2 amp)
Renal	~6% (FGFR4 amp)

* Fibroblast Growth Factor Receptor

ODM-203 has strong in vivo antitumor activity

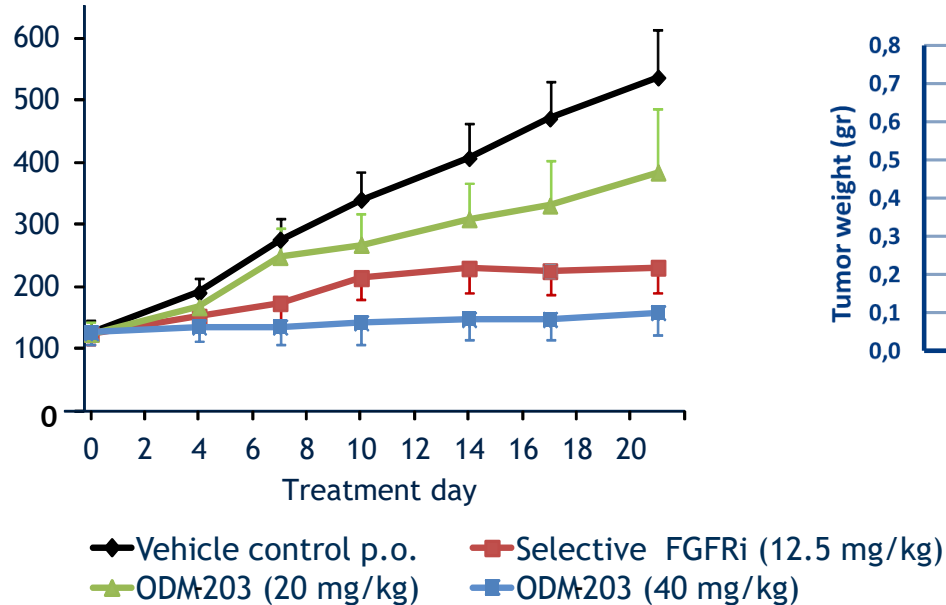
ODM-203 (targeted FGFR+VEGFR inhibitor)

Solid tumours

I

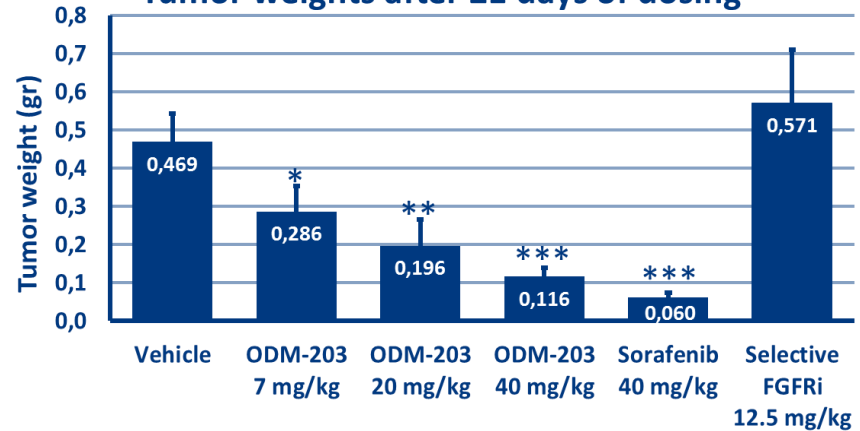
II

FGFR xenograft model (RT4)



Angiogenic kidney cancer model (Renca)

Tumor weights after 21 days of dosing



ClinicalTrials.gov identifier:
NCT02264418

Rationale for combining FGFR* and VEGFR** inhibition

Constitutively active FGFRs are oncogenic in non-clinical studies

Both VEGFR and FGFRs are drivers for angiogenesis, a hallmark of tumorigenesis

FGFR amplifications have an impact on patient survival in studied cancer types (breast, lung, and gastric)

VEGFR expression correlates with survival or progression in tumor types with high incidence of FGFR alterations (bladder, breast, lung, gastric)

FGFR signaling is a known escape mechanism for anti-VEGFR treatments

* Fibroblast Growth Factor Receptor

** Vascular Endothelial Growth Factor Receptor

ODM-203 - current status

ODM-203 (targeted FGFR+VEGFR inhibitor)

Solid tumours

I

II

KIDES trial with Phase II expansion ongoing

- The trial is investigating
 - Safety and tolerability of ODM-203 in subjects with advanced solid tumours
 - Efficacy of ODM-203 in slowing the growth of solid cancerous tumours in patients in which FGFR changes in cancerous tumours have been detected

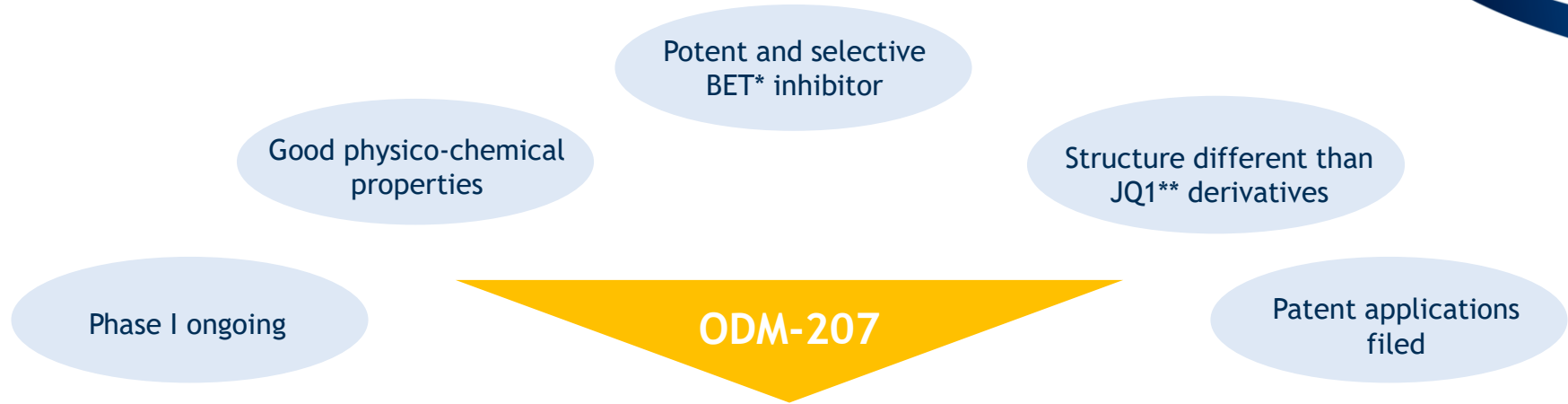
ClinicalTrials.gov identifier: NCT02264418



ODM-207

Unique BET inhibitor for solid tumors

ODM-207 - A unique BET* inhibitor for solid tumours



- ODM-207 is an investigational small molecule that has a unique chemical structure designed to block the growth of cancer cells through potent and selective inhibition of BET* family proteins.
- In preclinical studies, ODM-207 has shown antiproliferative effects in several haematological and solid tumour cell lines.

* Bromodomain and Extra-Terminal

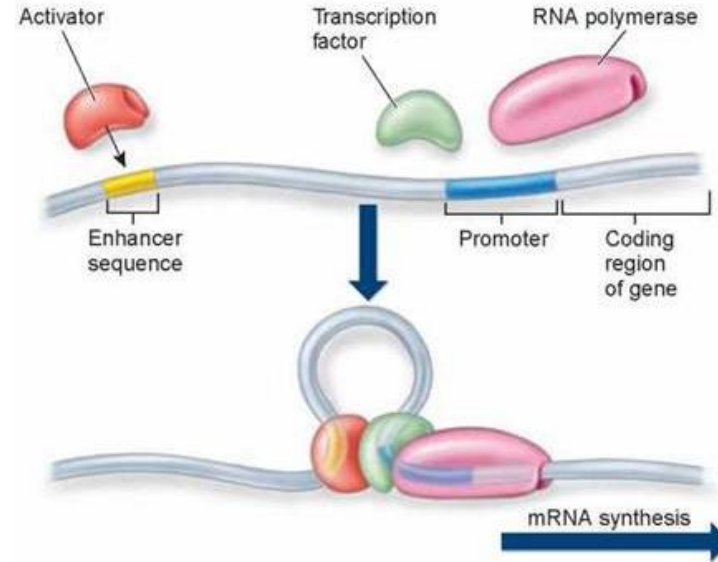
** JQ1 is a BET inhibitor reference compound

Target: BET proteins which regulate expression of oncogenes

- BET proteins occupy regulatory elements of DNA (superenhancers) in many key oncogenes
 - They increase the expression target oncogenes
- BET target genes include: *Myc*, *MycN*

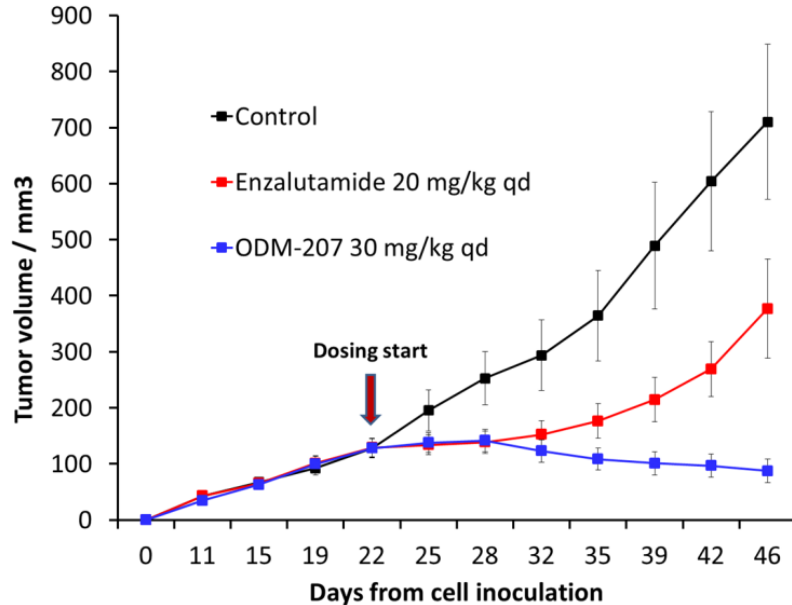
ODM-207

- Binds to BET proteins
- Inhibits transcription of key oncogenes such as *Myc* and *MycN* in many cancers



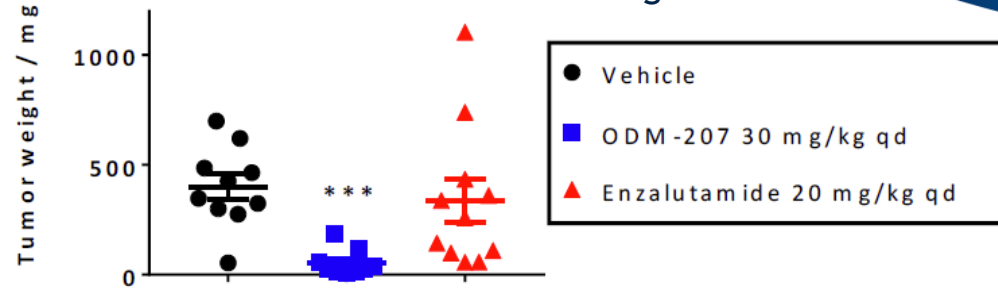
ODM-207 inhibits the tumour growth in enzalutamide-resistant 22Rv1 prostate cancer xenograft

Effect of ODM-207 on tumour volumes

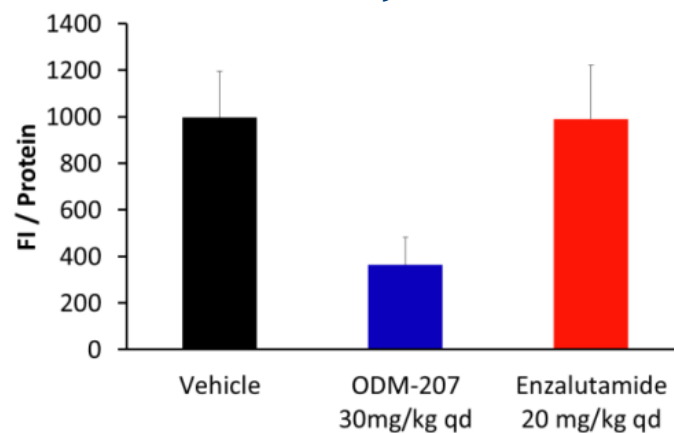


From poster Björkman et al., presented in EORTC-NCI-AACR in 11-12/2016

Effect of ODM-207 on tumour weights



ODM-207 inhibits Myc in *in vivo* efficacy study



ODM-207 - current status

ODM-207 (BET protein inhibitor)

Cancer

I

BETIDES phase I/II trial ongoing

- The trial is investigating
 - PK, safety and tolerability, and antitumour activity of ODM-207 in subjects with advanced solid tumours

ClinicalTrials.gov identifier: NCT03035591

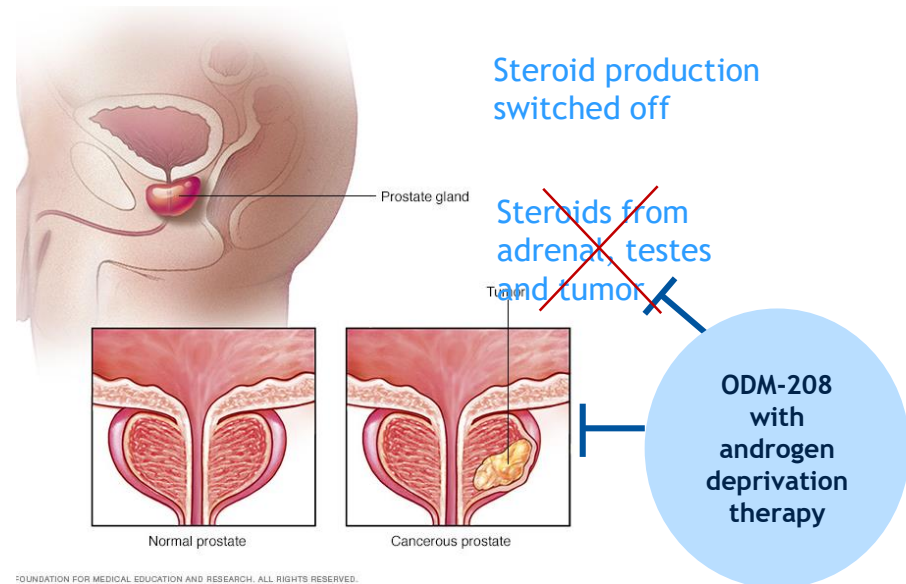


ODM-208

Pan-steroid hormone synthesis inhibitor
(CYP11A1 inhibitor) for castration-resistant prostate cancer

ODM-208: Pan-steroid hormone synthesis inhibitor (CYP11A1 inhibitor) for castration-resistant prostate cancer

- Steroid hormones stimulate the growth of hormonally regulated cancers, such as most breast prostate and breast cancers.
- Hormonal treatments have proven highly effective, but drug resistance will often eventually emerge and cancer will start growing again.
- Preclinical studies have shown that ODM-208 is an agent that inhibits the synthesis of steroid hormones. It has potential efficacy also for those cancers that have become resistant to the standard hormonal treatments.
- The steroid hormones that are needed and do not promote cancer growth, are replaced with additional medication.



FOUNDATION FOR MEDICAL EDUCATION AND RESEARCH. ALL RIGHTS RESERVED.



Easyhaler product family

Easyhalers for treatment of asthma and COPD

Orion's Easyhaler® is a dry-powder inhaler developed in-house

- Diverse treatment options for asthma and COPD by utilizing the same inhaler technology.
- Orion has developed Easyhaler-adapted dry powder formulations of several well-known generic active substances: salbutamol, beclometasone, budesonide, formoterol, salmeterol and fluticasone

Key benefits:

- Dosing accuracy and consistent deposition
- Easy to teach, learn and use
- A wide range of products

Easyhaler® portfolio

- Dispensing mechanism was invented by Orion's own R&D in the 1980s, and the first Easyhaler was launched in 1993.
- Currently five products in portfolio, but portfolio is expanding.

2014 budesonide-
formoterol Easyhaler®

2004 formoterol
Easyhaler®

1994
beclomethasone
Easyhaler®



EASYHALER®

salmeterol-fluticasone
Easyhaler®

2002 budesonide
Easyhaler®

1993
salbutamol
Easyhaler®

tiotropium Easyhaler®

Portfolio expanding

Salmeterol-fluticasone Easyhaler® in registration

- Favorable bioequivalency study results in 2016.
- Positive conclusions under the EU's decentralized procedures received in 3/2018, national approval procedures of the marketing authorisation applications started in 23 EU countries.
- First launches estimated to take place in H2/2018.
- In the combined formulation, the fluticasone acts as an anti-inflammatory agent and salmeterol acts as a long-acting bronchodilator.

Tiotropium Easyhaler® in development

- Orion has in 2018 commenced a project to develop a tiotropium formulation for European markets.
- Tiotropium is a long-acting anticholinergic bronchodilator for treatment in chronic obstructive pulmonary disease.

 **EASYHALER®**



Building well-being